

# **ANGLING FOR WORDS**

**Workbook**



**Carolyn C. Bowen**

**Decoding and Spelling Practice**


**Academic Therapy Publications  
Novato, California**

## How To Use This Book

### Follow the fish!

1. The exercises in this book are not to be worked straight through (p. 5 – 126) but to be used in the sequence of its companion book, *Angling for Words Study Book*.

Ex. The first group of exercises pertain to the (f) (l) (s) rule (which is presented early in Level I); however, p. 7 should not be used until ph has been introduced in Level III.

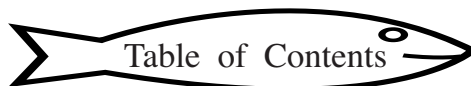
2. The fish  at the top of each page refers to the proper place of the exercise in the letter presentation order.
3. It is recommended that each student keep a loose-leaf notebook in which to organize his written work. See suggestions in *Angling for Words Study Book*.
4. All exercises pertaining to one concept should not be completed in one lesson. When a page involves many answers, it is beneficial to assign only one or two columns at a time, saving the others for the ever-continuing review.
5. Only a few exercises are included for prefixes and for each suffix, plural, ie - ei, and possessive rule. More practice must be afforded in dictations and in other workbooks. Exceptions to each rule must not be presented until the rule is thoroughly understood and automatic.

Copyright ©1972, 1999, Academic Therapy Publications, Inc. All rights reserved. Printed in the United States of America. No part of this publication may be reproduced, stored in a retrieval system, or transmitted, in any form or by any means, electronic, mechanical photocopying, recording, or otherwise, without the prior written permission of the publisher.



Academic Therapy Publications  
20 Leveroni Court  
Novato, California 94949

International Standard Book Number: 0-87879-048-9



# Table of Contents

Reading cards (regular reading responses) .....	1
Spelling cards (regular spelling responses) .....	3

## ANGLING FOR BASE WORDS

(f) (l) (s) Rule	
Presentation after letter <u>f</u> .....	5
Review after letter <u>r</u> .....	6
With con. digraphs .....	7
With V. digraphs .....	8
<u>c, k, ck</u>	
Making sound pictures of <u>c</u> .....	9
Spelling initial and medial (k) .....	10
Spelling initial and medial (k) – Situation Summary .....	11
Spelling final (k) – <u>k, ck</u> .....	12
Unscrambling final <u>ck</u> words .....	14
Spelling final (k) – <u>k, c, ic</u> .....	15
Spelling final (kt) in base words .....	16
Spelling final (k) after V- <u>e</u> .....	18
Spelling final (k) – Situation Summary .....	19
Spelling final (k) after V. digraphs .....	20
Adding <u>k</u> to final <u>c</u> before <u>e i, y</u> suf. <u>picknicking</u> .....	20
Marking short V. and final long V. in 1-syl. words .....	21
Making sound pictures of Level I regular reading responses .....	22
Doubling medial con. in 1-syl. words <u>rabbit</u> .....	23
Spelling sound pictures of words containing Level I concepts .....	24
V- <u>e</u> Vowel-Consonant- <u>e</u>	
Marking vowels <u>Price Prince</u> .....	25
Spelling words with short and long vowels <u>at ate</u> .....	26
Con. Digraphs – Regular spelling of nonsense words .....	
r-controlled Vowels	
Marking <u>Vr, Vrr, Vre her herring here</u> .....	33
Marking <u>Vr, Vrr, Vre car care carry</u> .....	34
Spelling words with <u>Vr</u> .....	35
<u>g (j)</u>	
Writing sound picture of <u>g (g) or (j)</u> .....	37
Spelling initial and medial (j) .....	38
Spelling final (j) – <u>ge or dge</u> .....	40
Situation Summary .....	41
Spelling sound pictures .....	42
<u>ch</u>	
Situation Summary .....	43
Spelling final (ch) .....	44
Unscrambling words with final <u>ck dge tch</u> .....	45
Vowel Digraphs	
Spelling final (ch) (j) (k) after vowel digraphs .....	46
Spelling long vowel sounds – Situation Summaries .....	47
Spelling final long vowel sounds .....	53

Vowel Digraphs (cont'd.)	
Spelling (ou) (au) (oi) .....	55
Matching V. digraph nonsense words to real words .....	56
Spelling homonyms .....	57
Spelling with <u>-ble</u> , <u>-dle</u> , <u>-tle</u> , etc., and <u>ckle</u> .....	59
ie - ei Rule .....	61

## ANGLING FOR SYLLABLE DIVISION

VC/CV 2 con. between two vowels .....	63
VCCCV with con. blend and with con. digraph .....	64
V'CV and VC'V – opened and closed syls. – 2-syl. words .....	65
Combining VCV and VCCV in 3-syl. words .....	66
V/VC' – <u>e</u> , <u>o</u> , <u>u</u> at end of unaccented syl. – 2-syl. words .....	67
Combining VCV and VCCV – 3-syl. words .....	68
V/CV' – <u>i</u> at end of unaccented syl. – 2-syl. words .....	69
V/CV' – <u>a</u> at end of unaccented syl. – 2-syl. words .....	70
Combining VCV and VCCV – 3-syl. words .....	71
Matching accented syllables to unaccented syls. to form words .....	72
VCCV con. digraph between vowels .....	73
VCCV con. blend between vowels .....	74
Dividing words with vowel digraphs .....	75
Unscrambling syls. in word .....	76
V/V Dividing between 2 V. which do not form digraphs .....	77
V/V Dividing between 2 V. which usually form digraphs .....	78

## ANGLING FOR AFFIXES

Prefixes .....	79
Suffixes	
<u>-ing</u> .....	81
<u>-ed</u> .....	82
<u>-less</u> , <u>-ful</u> .....	88
<u>-ness</u> , <u>-ly</u> .....	89
Recognizing b.w. and suf. ....	90
V- <u>e</u> words plus con. suf. ....	91
<u>-er</u> , <u>-or</u> ( <u>ēr</u> ) .....	93
<u>-age</u> , ( <u>ij</u> ) .....	94
<u>-ful</u> versus <u>fle</u> ending .....	95
Sufs. that cause doubled con. <u>meanness</u> .....	96
Suffix Rules	
Silent <u>e</u> .....	97
l-l-l .....	103
Silent <u>e</u> and l-l-l .....	105
2-1-1 .....	107
Final y plus Suffix .....	109
Plural Rules	
Plurals that add <u>s</u> .....	111
Plurals that add <u>es</u> .....	112
Final <u>y</u> plus plural .....	113
Final <u>f</u> , <u>fe</u> plus plural .....	115
Final <u>o</u> plus plural .....	117
Irregular .....	119
All plural review .....	120
Possessive Rules .....	121

**READING CARDS**

**i**-----it -----(ĭ)

-----pilot----- (ī)

**t**-----table -----(t)

**p**-----pig -----(p)

**n**-----nest -----(n)

**S** -----sock----- (s)

-----nose----- (z)

**a** -----apple----- (ǎ)

-----apron ----- (ā)

-----banana----- (â)

-----ball----- (au)

**l** -----leaf----- (l)

**d**-----dog----- (d)

**f**-----fish----- (f)

**h**-----house ----- (h)

**g**-----goat ----- (g)

(j) before  
-----**c, i, y** USUALLY

**ng** -----king----- (ng)

**O**-----octopus----- (ō)

-----open ----- (ō)

-----onion ----- (ŭ)

**m** -----mitten ----- (m)

**r**-----rabbit ----- (r)

**e** -----edge ----- (ĕ)

-----even ----- (ē)

**y** con. -yarn----- (y)

**y** Vowel-candy ----- (ÿ)

-----fly----- (ī)

**u**-----up ----- (ŭ)

-----unicorn ----- (ū)

-----ruby----- (ō)

**k**-----kite----- (k)

**nk** -----sink ----- (ngk)

**c** -----cup----- (k)

----- (s) before **c, i, y**

**ck** -----truck ----- (k)

**b**-----bat ----- (b)

**j**-----jam----- (j)

**ed** -----folded ----- (ĕd)

-----jumped ----- (t)

-----sailed ----- (d)

**W**-----wig----- (w)

**wa** -----watch ----- (wǒ)

**V**-----vest ----- (v)

**Z** -----zebra----- (z)

**X**-----box----- (ks)

-----exam----- (gz)

**qu** -----queen ----- (kw)

**a-e** -----cake ----- (ā)

**e-e** -----athlete ----- (ē)

**i-e** -----five ----- (ī)

**O-e** -----rope----- (ō)

**u-e** -----cube ----- (ū)

-----rule ----- (ō)

READING CARDS

**y-e**----type -----(ī)

**er** -----fern----- (ûr)

**ur** -----turtle -----(ûr)

**ir** -----bird----- (ûr)

**Or**-----fork -----(ôr)

-----doctor----- (êr)

**Wor** --worm----- (wûr)

**ar** -----star -----(är)

-----dollar----- (êr)

**dge**---badge -----(j)

**sh**-----ship----- (sh)

**ch** -----chair----- (ch)

-----Christmas -(k)

-----chef ----- (sh)

**tch**---witch ----- (ch)

**th** -----thimble --- (th)

-----that ----- (th)

**wh**----whistle ----- (hw)

**ph** ----phone ----- (f)

**ee**-----three----- (ē)  
feet

**ea**-----easel----- (ē)

-----head ----- (ě)

-----steak----- (ā)

**oo** ----moon ----- (ō)

-----book----- (ō)

**ai**-----sail----- (ā)

**ay** ----tray ----- (ā)

**oa** ----boat----- (ō)

**oe** ----toe ----- (ō)

**ou** ----ouch ----- (ou)

-----soup ----- (ō)

**ow** ---cow ----- (ou)

-----snow ----- (ō)

**au** ----auto----- (au)

**aw** ----saw ----- (au)

**oi** ----coil----- (oi)

**oy** ----boy ----- (oi)

**ue** ----argue----- (ū)

-----clue ----- (ō)

**ie** ----priest ----- (ē)

-----pie----- (ī)

**ei** ----ceiling---- (ī)

-----vein----- (ā)

**ey** ----key ----- (ē)

**eu** ----feud ----- (ū)

**ew** ----few ----- (ū)

**eigh** -eight ----- (ā)

**igh**---light ----- (ī)

-ble ----- (b'1)

-dle ----- (d'1)

-tle ----- (t'1)

**tion** -station---- (shŭn)

**sion** -mansion --- (shŭn)

explosion--(zhŭn)

## SPELLING CARDS

<p>(<u>ī</u>) -----i-----/it                            end of word          -----y -----/candy</p>	<p>(<u>f</u>) -----f-----/fish</p>	<p>(<u>ngk</u>) -<u>nk</u>-----/sink</p>
<p>(<u>t</u>)-----t-----/table          -----ed-----/jumped</p>	<p>(<u>h</u>)-----h-----/house</p>	<p>(<u>b</u>)-----b-----/bat</p>
<p>(<u>p</u>)-----p-----/pig</p>	<p>(<u>g</u>)-----g-----/goat</p>	<p>(<u>j</u>) -----j-----/jam                            before e, i, y          -----                            end of word          -----ge-----/hinge                            end 1 syl. word                            after short V.          -----dge-----/badge</p>
<p>(<u>n</u>)-----n-----/nest</p>	<p>(<u>ō</u>)-----o-----/octopus</p>	<p>(<u>w</u>)-----w-----/wig</p>
<p>(<u>s</u>) -----s-----/sock                            between V.                            and e, i, y          -----c-----</p>	<p>(<u>r</u>) -----r-----/rabbit</p>	<p>(<u>wō</u>)--wa-----/watch</p>
<p>(<u>z</u>)-----s-----/nose          -----z-----/zebra</p>	<p>(<u>ē</u>)-----e-----/edge</p>	<p>(<u>v</u>)-----v-----/vest</p>
<p>(<u>ä</u>)-----a-----/apple</p>	<p>(<u>y</u>)-----y-----/yarn</p>	<p>(<u>ks</u>)-----x-----/box</p>
<p>(<u>l</u>)-----l-----/leaf</p>	<p>(<u>ū</u>) -----u-----/up                            end unac. syl.          -----a-----/banana</p>	<p>(<u>gz</u>) ----x-----/exam</p>
<p>(<u>d</u>)-----d-----/dog          -----ed-----/sailed</p>	<p>(<u>k</u>)-----c-----/cup                            before e, i, y          -----k-----                            end 1 syl. word                            after short V.          -----ck-----/truck</p>	<p>(<u>kw</u>)--qu-----/queen                            end of syl.          -----a-----/apron                            -----a-e-----/cake                            end of word          -----ay-----/tray</p>

SPELLING CARDS

(ē) <sup>end of syl.</sup>  
-----e-----/even

(ûr)-----er-----/fern

(ou)-----ou-----/ouch

-----e-e----/athlete

-----or-----/worm

-----ow-----/cow

<sup>in 1-syl. word</sup>  
-----ee-----/feet

(ôr)-----or-----/fork

(au)-----au-----/auto

<sup>end of word</sup>  
-----ee-----/three

(är)-----ar-----/star

-----aw-----/saw

(ī) <sup>end of syl.</sup>  
-----i-----/pilot

(sh)---sh-----/ship

<sup>before l in  
1-syl. word</sup>  
-----a-----/ball

-----i-e-----/five

(ch)---ch-----/chair

(oi)-----oi-----/coil

<sup>end of word</sup>  
-----y-----/fly

<sup>end 1-syl. word  
after short V.</sup>

-----tch-----/witch

-----oy-----/boy

(ō) <sup>end of syl.</sup>  
-----o-----/open

(th)---th-----/thimble

(b'1)-----ble-----

-----o-e-----/rope

(th)---th-----/that

(d'1)-----dle-----

(t'1)-----tle-----

<sup>end of word</sup>  
-----ow-----/snow

(hw)---wh-----/whistle

(shŭn) tion-----/station

(ū)-----u-----/unicorn

(ōō) --oo-----/moon

(zhŭn) sion-----explosion

-----u-e-----/cube

(ōō) --oo-----/book

<sup>end of word</sup>  
-----ue-----/argue



f l s Rule — 1-syl. words ending in (f) (l) (s) after a short vowel sound, usually end ff, ll, ss.



Unscramble words that end in ff, ll, or ss, after one vowel.

lil \_\_\_\_\_

tsfaf \_\_\_\_\_

sasp \_\_\_\_\_

fisft \_\_\_\_\_

fift \_\_\_\_\_

ldil \_\_\_\_\_

ilsl \_\_\_\_\_

slas \_\_\_\_\_

lpsil \_\_\_\_\_

lnil \_\_\_\_\_

sltil \_\_\_\_\_

ltil \_\_\_\_\_

lilf \_\_\_\_\_

fnsif \_\_\_\_\_

\* \* \* \* \*

Spell nonsense words the regular way.

(lĭl) \_\_\_\_\_

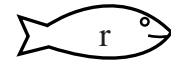
(năs) \_\_\_\_\_

(sĭf) \_\_\_\_\_

(pĭlf) \_\_\_\_\_

(tĭlf) \_\_\_\_\_

(sāf) \_\_\_\_\_



Unscramble: Words which end in ff, ll, or ss after one vowel.

lodl \_\_\_\_\_

olll \_\_\_\_\_

slofs \_\_\_\_\_

shis \_\_\_\_\_

fifm \_\_\_\_\_

fafg \_\_\_\_\_

sas \_\_\_\_\_

sragS \_\_\_\_\_

llmi \_\_\_\_\_

lirdl \_\_\_\_\_

isms \_\_\_\_\_

spirs \_\_\_\_\_

rlilt \_\_\_\_\_

glirl \_\_\_\_\_

=====

Spell

=====

(fril) \_\_\_\_\_

(gölf) \_\_\_\_\_

(mäs) \_\_\_\_\_

(döf) \_\_\_\_\_

\* \* \* \* \*

(spöf) \_\_\_\_\_

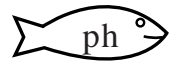
(nöl) \_\_\_\_\_

(ölf) \_\_\_\_\_

(älf) \_\_\_\_\_

(gös) \_\_\_\_\_

(äf) \_\_\_\_\_



Unscramble.

fufh \_\_\_\_\_

sabs \_\_\_\_\_

slelp \_\_\_\_\_

sums \_\_\_\_\_

klisl \_\_\_\_\_

fmuf \_\_\_\_\_

clul \_\_\_\_\_

lhilc \_\_\_\_\_

fwifh \_\_\_\_\_

sbars \_\_\_\_\_

llehs \_\_\_\_\_

serds \_\_\_\_\_

fufst \_\_\_\_\_

lelms \_\_\_\_\_

slahl \_\_\_\_\_

flifc \_\_\_\_\_

sobs \_\_\_\_\_

slewl \_\_\_\_\_

serps \_\_\_\_\_

furfg \_\_\_\_\_

sbels \_\_\_\_\_

luliq \_\_\_\_\_

funfs \_\_\_\_\_

srets \_\_\_\_\_

hirllt \_\_\_\_\_

bslis \_\_\_\_\_

luleq \_\_\_\_\_

fhafc \_\_\_\_\_

sesf \_\_\_\_\_

iffsk \_\_\_\_\_

lilwt \_\_\_\_\_

srests \_\_\_\_\_

fhucf \_\_\_\_\_

rillsh \_\_\_\_\_

(f)

Spell the final sound.



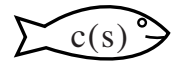
bŭ _____	el _____	stĭ _____	snŭ _____
spoo _____	hŭ _____	snĭ _____	tur _____
bee _____	proo _____	scar _____	woo _____
clĭ _____	sur _____	whĭ _____	mŭ _____
loa _____	ree _____	whar _____	grŭ _____
dwar _____	stŭ _____	hoo _____	coi _____

---

(l)

spoo _____	stee _____	qui _____	fee _____
broi _____	fou _____	too _____	rĭ _____
ree _____	hŭ _____	smĕ _____	coi _____
droo _____	ĭ _____	fee _____	whee _____
chĭ _____	oi _____	woo _____	trai _____
coo _____	sea _____	thri _____	sai _____
cŭ _____	pee _____	wai _____	foo _____
dĭ _____	lŭ _____	poo _____	quai _____
cur _____	cree _____	wĭ _____	toi _____
tea _____	mĭ _____	spoi _____	trĭ _____

c (k) (s)



c has no sound of its own.

c = (k) EXCEPT before e, i, or y

c = (s) before e, i, or y

EXAMPLE:

scent ( )

cuff ( )

1. Underline the letter which follows c.

2. Write the sound picture of c.

cot ( )

cup ( )

cell ( )

cent ( )

clip ( )

cyst ( )

cap ( )

crisp ( )

\* \* \* \* \*

cid ( )

scem ( )

cyd ( )

clid ( )

scusp ( )

scon ( )

cep ( )

sciff ( )

ciff ( )

crep ( )

scisp ( )

clcd ( )

cyg ( )

cren ( )

scym ( )

clyg ( )

cont ( )

casp ( )

scoll ( )

cen ( )

cest ( )

Spell initial or medial (k) Use k before e, i, or y.

\* \* \* \* \*



\_\_ap

s\_\_ip

\_\_ig

\_\_isk

\_\_op

tra\_\_t

\_\_asp

\_\_osp

\_\_iss

\_\_lam

\_\_isp

spi\_\_t

\_\_lip

\_\_ull

i\_\_t

\_\_long

\_\_eg

s\_\_imp

s\_\_ed

s\_\_ig

s\_\_uff

\_\_amp

\_\_und

\_\_ump

s\_\_in

\_\_od

s\_\_ag

\_\_ess

fa\_\_t

\_\_id

\_\_omp

\_\_rill

s\_\_ill

s\_\_iff

\_\_laff

\_\_lin

\_\_uff

\_\_ram

pla\_\_t

s\_\_ist

s\_\_at

\_\_ud

\_\_eft

\_\_em

s\_\_y

\_\_in

\_\_lisp

\_\_ong

\_\_ing

s\_\_elp

fi\_\_t

sni\_\_t

\_\_lass

\_\_uss

\_\_int

\_\_liss

\_\_an't

s\_\_amp

s\_\_und

\_\_iff

a\_\_t

pa\_\_t

s\_\_iss

s\_\_ass

\_\_ept

s\_\_it

\_\_aff

ga\_\_t

Browse through the list of words starting with 'angling' which can be used in word games like Scrabble, Words with Friends, Crossword, etc. Increase your vocabulary and sharpen your mind using tools and games on Word Game Helper.Â Select the any combination of letters from below to continue browsing for words starting with that combination. anglings. Other Info & Useful Resources for the Word 'angling'. Info. Details. Points in Scrabble for angling. 9. Points in Words with Friends for angling. 14. Number of Letters in angling. Angle definition: An angle is the difference in direction between two lines or surfaces. Angles are | Meaning, pronunciation, translations and examples.Â Word forms: plural, 3rd person singular present tense angles , present participle angling , past tense, past participle angled. 1. countable noun. An angle is the difference in direction between two lines or surfaces. Angles are measured in degrees. The boat is now leaning at a 30 degree angle. Synonyms: gradient, bank, slope, incline More Synonyms of angle.